

# Lesson 1 - 1/4 Notes

- Today we will be focusing on counting 1/4<sup>h</sup> Notes. There will be 4 of these in a bar.





They are counted like this:



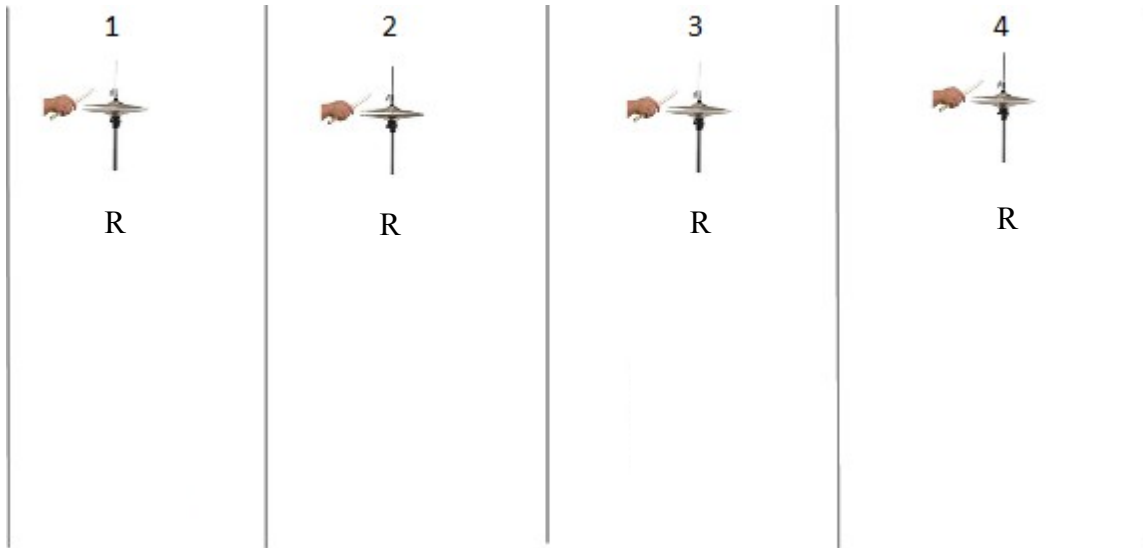
- Try counting to 4 and playing the above figure going from right hand to left hand.




- Using the table below practice counting to 4 and playing from right to left hand on the snare drum.

1	2	3	4
			
R	L	R	L

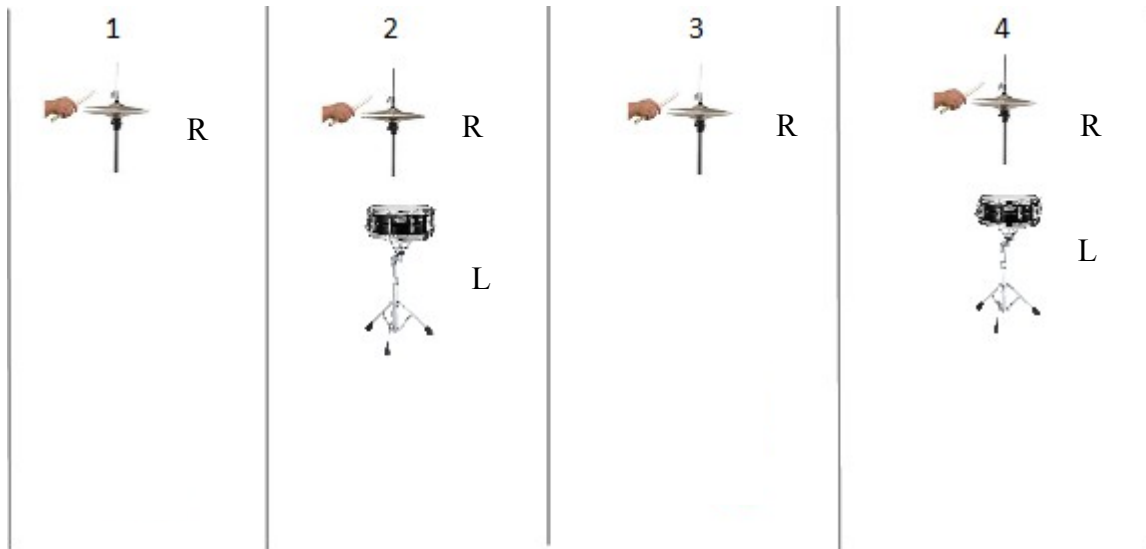
- Once you have this proceed to the next page and familiarize yourself with the Hi-hat. Try playing this with just your right hand this time, counting to 4 as you do it. The Hi-hat is going to bring your beat together by keeping you in time. Make sure to keep your foot pressed on the Hi-hat pedal.



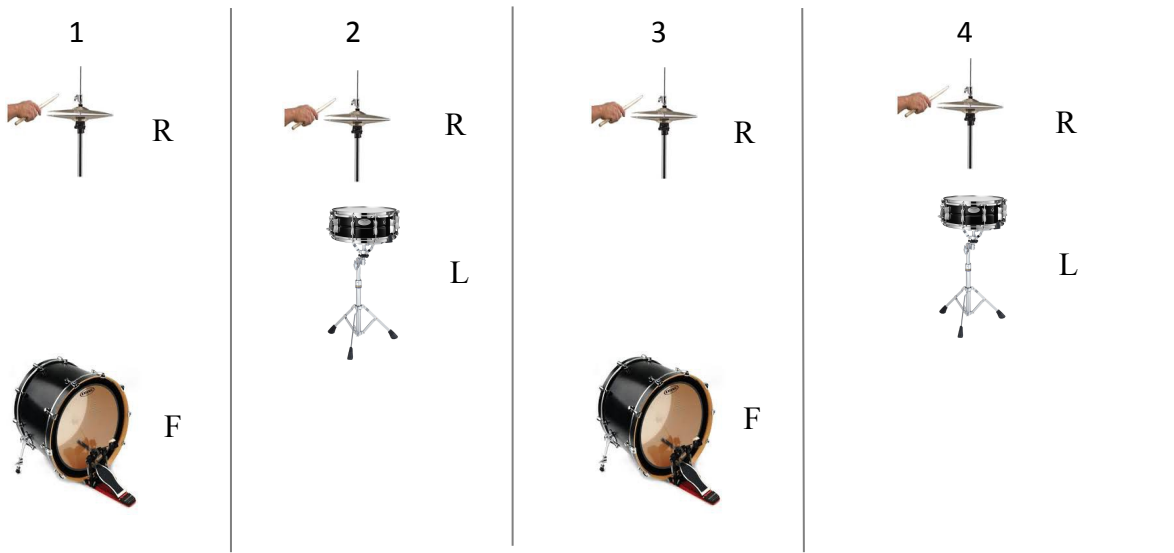
- Once you have this lets look at the bass drum. The bass drum is played with the bass drum pedal, take as much time as you need to get used to the action of this so that you are comfortable. Keep your foot on the pedal and try not to lift it off when you strike. Play this with your right foot also counting to 4 as you do it.



- Once you have this proceed to the next page and lets look at both our right and left hand working together. Play the Hi-Hat as before but this time we only want the snare drum to land on the 2 and 4 with your left hand.



- Once you have that we will now bring all 3 limbs into play at the same time. The right hand will play the Hi-Hat. The left hand will play the Snare Drum. The right foot will play the Bass Drum with the pedal.



1



2



3



4



1



2



3



4



1



2



3



4



